

PCB terminal block - SPT 2,5/ 3-V-5,0 - 1991105

Please be informed that the data shown in this PDF Document is generated from our Online Catalog. Please find the complete data in the user's documentation. Our General Terms of Use for Downloads are valid (<http://download.phoenixcontact.com>)

PCB terminal block, Nominal current: 24 A, Nom. voltage: 400 V, Pitch: 5 mm, Number of positions: 3, Connection method: Spring-cage conn., Mounting: Soldering, Conductor/PCB connection direction: 90 °, Color: green




The figure shows a 10-position version of the product

Why buy this product

- Larger numbers of positions available on request
- Can be combined with 3.5 mm pitch
- Horizontal and vertical types
- 5.0 mm pitch
- PCB terminal blocks with front spring-cage connection
- Two solder pins for a high level of stability on the PCB
- Generously dimensioned connection cross section of up to 2.5 mm²
- Push-in direct plug-in technology for solid or stranded conductors with ferrules
- When connecting stranded conductors without ferrules, the terminal point is opened using a standard screwdriver



Key commercial data

| | |
|------------------------|---|
| Packing unit | 1 |
| Minimum order quantity | 100 |
| Catalog page | Page 135 (CC-2011) |
| GTIN |  4 046356 104722 |
| Custom tariff number | 85369010 |
| Country of origin | GERMANY |

Technical data

Dimensions / positions

| | |
|---------------------|--------------|
| Length | 13.5 mm |
| Pitch | 5 mm |
| Dimension a | 10 mm |
| Number of positions | 3 |
| Pin dimensions | 0,8 x 0,8 mm |

PCB terminal block - SPT 2,5/ 3-V-5,0 - 1991105

Technical data

Dimensions / positions

| | |
|---------------|--------|
| Pin spacing | 5 mm |
| Hole diameter | 1.1 mm |

Technical data

| | |
|---|---------------------|
| Range of articles | SPT 2,5/..-V |
| Insulating material group | I |
| Rated surge voltage (III/3) | 4 kV |
| Rated surge voltage (III/2) | 4 kV |
| Rated surge voltage (II/2) | 4 kV |
| Rated voltage (III/3) | 250 V |
| Rated voltage (III/2) | 400 V |
| Rated voltage (II/2) | 630 V |
| Connection in acc. with standard | EN-VDE |
| Nominal current I _N | 24 A |
| Nominal cross section | 2.5 mm ² |
| Maximum load current | 24 A |
| Insulating material | PA |
| Inflammability class according to UL 94 | V0 |
| Internal cylindrical gage | A3 |
| Stripping length | 10 mm |
| Nominal voltage, UL/CUL Use Group B | 300 V |
| Nominal current, UL/CUL Use Group B | 20 A |
| Nominal voltage, UL/CUL Use Group D | 300 V |
| Nominal current, UL/CUL Use Group D | 10 A |

Connection data

| | |
|--|--|
| Conductor cross section solid min. | 0.2 mm ² |
| Conductor cross section solid max. | 4 mm ² |
| Conductor cross section stranded min. | 0.2 mm ² |
| Conductor cross section stranded max. | 2.5 mm ² |
| Conductor cross section stranded, with ferrule without plastic sleeve min. | 0.25 mm ² Stripping length 8 mm |
| Conductor cross section stranded, with ferrule without plastic sleeve max. | 2.5 mm ² Stripping length 8 mm |
| Conductor cross section stranded, with ferrule with plastic sleeve min. | 0.25 mm ² Stripping length 8 mm |
| Conductor cross section stranded, with ferrule with plastic sleeve max. | 1.5 mm ² Stripping length 8 mm |
| Conductor cross section AWG/kcmil min. | 24 |
| Conductor cross section AWG/kcmil max | 12 |
| Minimum AWG according to UL/CUL | 24 |
| Maximum AWG according to UL/CUL | 12 |

PCB terminal block - SPT 2,5/ 3-V-5,0 - 1991105

Classifications

eclass

| | |
|------------|----------|
| eCl@ss 4.0 | 27141109 |
| eCl@ss 4.1 | 27141109 |
| eCl@ss 5.0 | 27141190 |
| eCl@ss 5.1 | 27141190 |
| eCl@ss 6.0 | 27261101 |
| eCl@ss 7.0 | 27440401 |

etim

| | |
|----------|----------|
| ETIM 3.0 | EC001121 |
| ETIM 4.0 | EC002643 |
| ETIM 5.0 | EC002643 |

unspsc

| | |
|---------------|----------|
| UNSPSC 6.01 | 30211801 |
| UNSPSC 7.0901 | 39121432 |
| UNSPSC 11 | 39121432 |
| UNSPSC 12.01 | 39121432 |
| UNSPSC 13.2 | 39121432 |

Approvals

Approvals


Approvals

UL Recognized / SEV / cUL Recognized / CCA / IECCEB Scheme / GOST / cULus Recognized

Ex Approvals

Approvals submitted


Approval details

| | | |
|---|-------|-------|
| UL Recognized  | | |
| | B | D |
| mm ² /AWG/kcmil | 24-12 | 24-12 |
| Nominal current I _N | 20 A | 10 A |
| Nominal voltage U _N | 300 V | 300 V |

PCB terminal block - SPT 2,5/ 3-V-5,0 - 1991105

Approvals

| SEV | |
|--------------------------------|-------|
| mm ² /AWG/kcmil | 2.5 |
| Nominal current I _N | 24 A |
| Nominal voltage U _N | 250 V |

| cUL Recognized  | | |
|--|-------|-------|
| | B | D |
| mm ² /AWG/kcmil | 24-12 | 24-12 |
| Nominal current I _N | 20 A | 10 A |
| Nominal voltage U _N | 300 V | 300 V |

| CCA | |
|--------------------------------|-------|
| mm ² /AWG/kcmil | 2.5 |
| Nominal current I _N | 24 A |
| Nominal voltage U _N | 250 V |

| IECEE CB Scheme | |
|--------------------------------|-------|
| mm ² /AWG/kcmil | 2.5 |
| Nominal current I _N | 24 A |
| Nominal voltage U _N | 250 V |

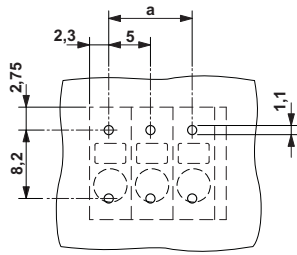
| GOST  | |
|--|--|
|--|--|

| cULus Recognized  | |
|--|--|
|--|--|

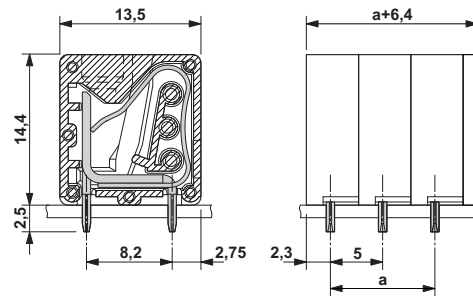
Drawings

PCB terminal block - SPT 2,5/ 3-V-5,0 - 1991105

Drilling diagram



Dimensioned drawing



© Phoenix Contact 2012 - all rights reserved
<http://www.phoenixcontact.com>